

Results

11 July 2023

London Nautical School

Your results show how your answers compare to the 8 Gatsby Benchmarks. They can help you to identify strengths and areas for improvement.

Benchmark 1

A stable careers programme

Your school has met 82% of the 17 assessment areas in benchmark 1


82%

Show details 

Your previous score

Mar 2023


82%



Percentage of schools nationally meeting this benchmark

2021

43%



Benchmark 2

Learning from career & labour market information

Your school has met 100% of the 2 assessment areas in benchmark 2


100%

Show details 

Your previous score

Mar 2023

100%



Percentage of schools nationally meeting this benchmark

2021

66%



Benchmark 3

Addressing the needs of each pupil

Your school has met 100% of the 7 assessment areas in benchmark 3


100%

Show details 

Your previous score

Mar 2023


100%



Percentage of schools nationally meeting this benchmark

2021

38%



Benchmark 4

Linking curriculum learning to careers

Your school has met 100% of the 4 assessment areas in benchmark 4


100%

Show details 

Your previous score

Mar 2023

100%



Percentage of schools nationally meeting this benchmark

2021

60%



Benchmark 5

Encounters with employers & employees

Your school has met 100% of the single assessment area in benchmark 5




Show details 

Your previous score

Mar 2023


100%



Percentage of schools nationally meeting this benchmark

2021

56%



Benchmark 6

Experiences of workplaces

Your school has met 100% of the 2 assessment areas in benchmark 6




Show details 

Your previous score

Mar 2023

100%



Percentage of schools nationally meeting this benchmark

2021

36%



Benchmark 7

Encounters with further and higher education

Your school has met 83% of the 6 assessment areas in benchmark 7

83%

Show details 

Your previous score

Mar 2023


79%



Percentage of schools nationally meeting this benchmark

2021

33%



Benchmark 8

Personal guidance

Your school has met 100% of the 2 assessment areas in benchmark 8

100%

Show details 

Your previous score

Mar 2023

62%



Percentage of schools nationally meeting this benchmark

2021

65%

